

GUN VIOLENCE IN KING COUNTY

A preventable public health problem

Karen Milman, MD, MPH

Prevention Division Director, Public Health – Seattle & King County



King County

Overview



- Local data
- Firearm ownership
- Public health approach
- Current activities and issues

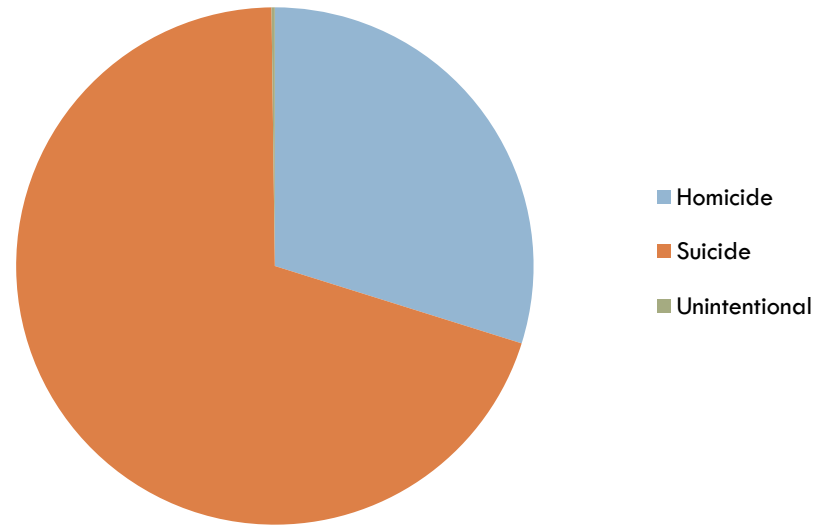
Gun violence in King County

- More people in King County are killed each year by gun violence than car crashes
- On average, 130 people die from gun violence

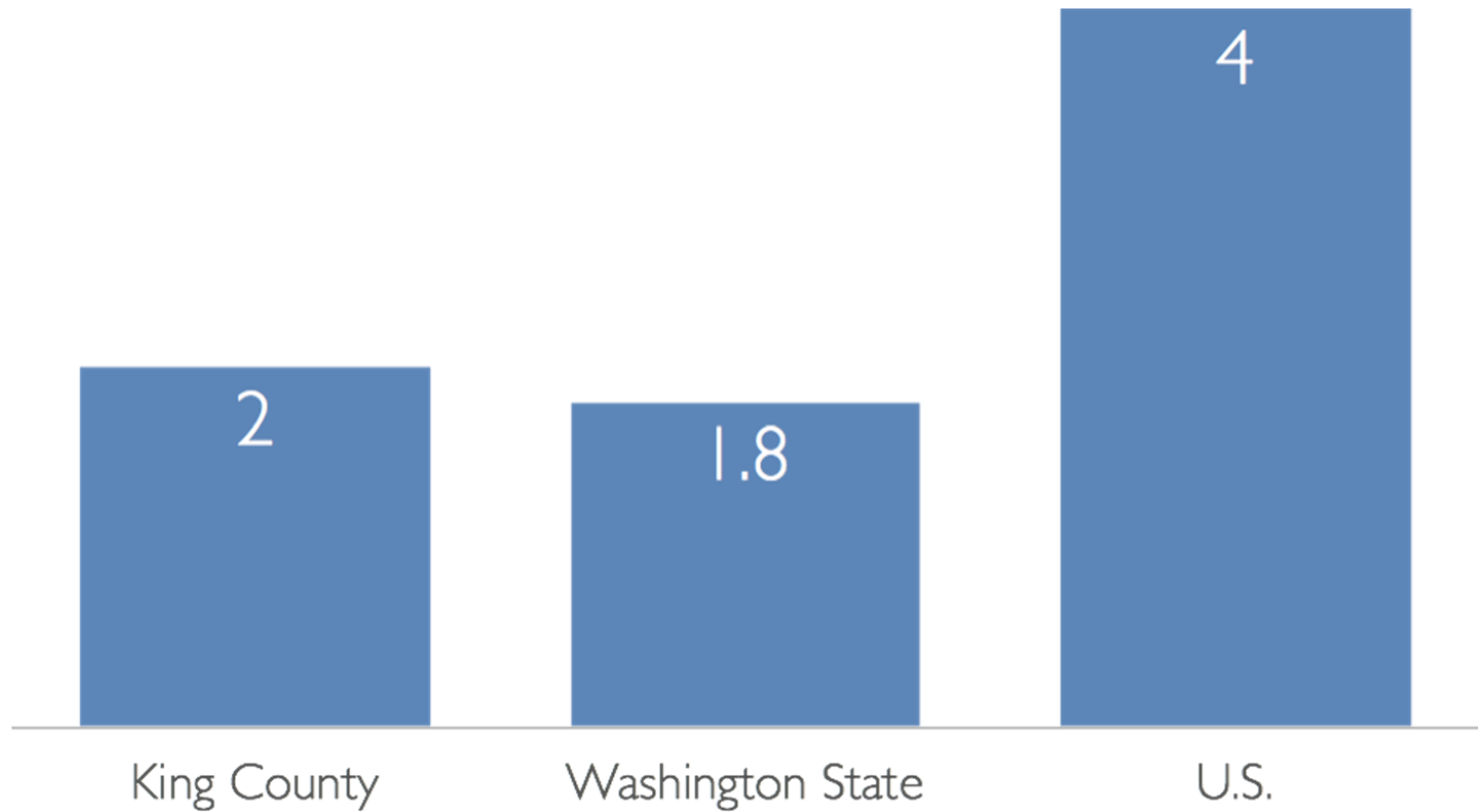


Firearm deaths in King County

- Homicide: 29%
- Suicide: 68%
- Unintentional: .02%



Firearm homicide rates





Per 100,000 people

Firearm homicides







- Young males are most likely to die from firearm homicides
- African Americans face firearm homicide rates seven times higher than whites

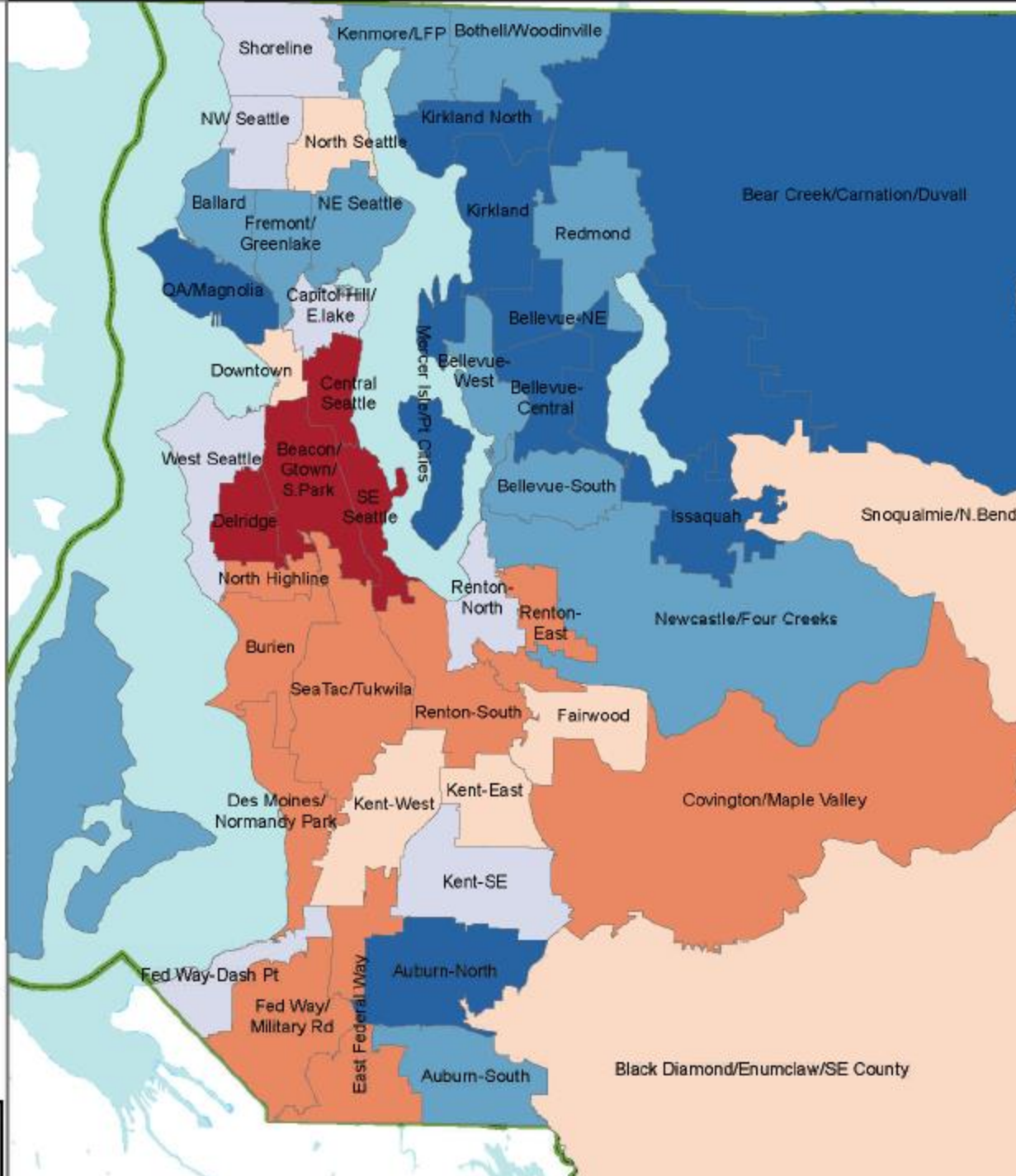
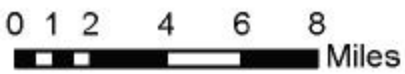
Firearm Homicide Death Rates by Health Reporting Area King County, Washington, 10-year Average 2001-2010

Legend

-  King County border
-  Water

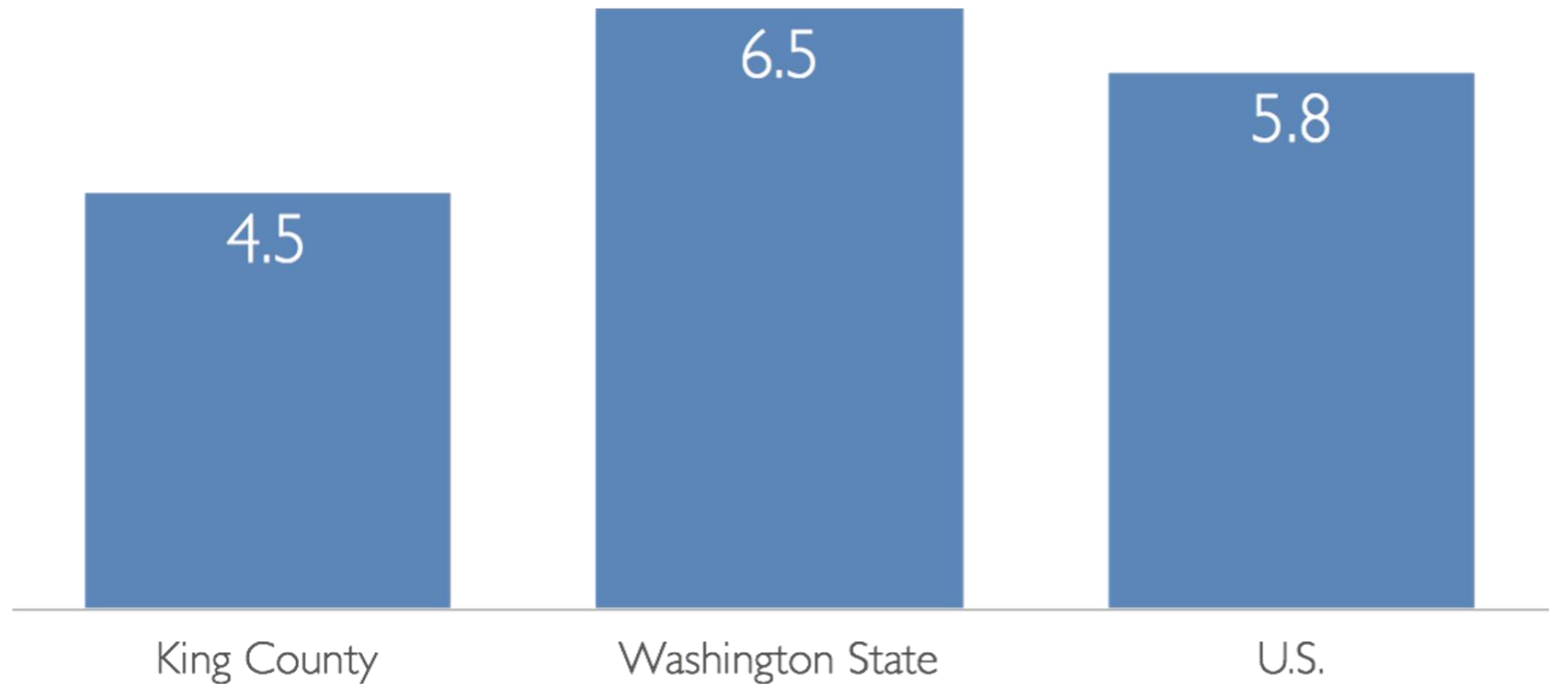
Rate per 100,000

-  0.0 - 0.4
-  0.5 - 0.9
-  1.0 - 1.7
-  1.8 - 2.8
-  2.9 - 5.2
-  5.3 - 8.2



Data Source: Washington State Department of Health, Center for Health Statistics
 Produced by: Public Health - Seattle & King County; Assessment, Policy Development & Evaluation Unit, 4/23/2012

Firearm suicides





Per 100,000 people







Firearm suicides

- Adult men 8 times more likely than adult women
- Highest rate in older men
- Whites & American Indian/Alaska Natives have the highest firearm suicide rates
- Risk of completed firearm suicide in youth < 18 is 9.2 times higher when firearms are stored unlocked


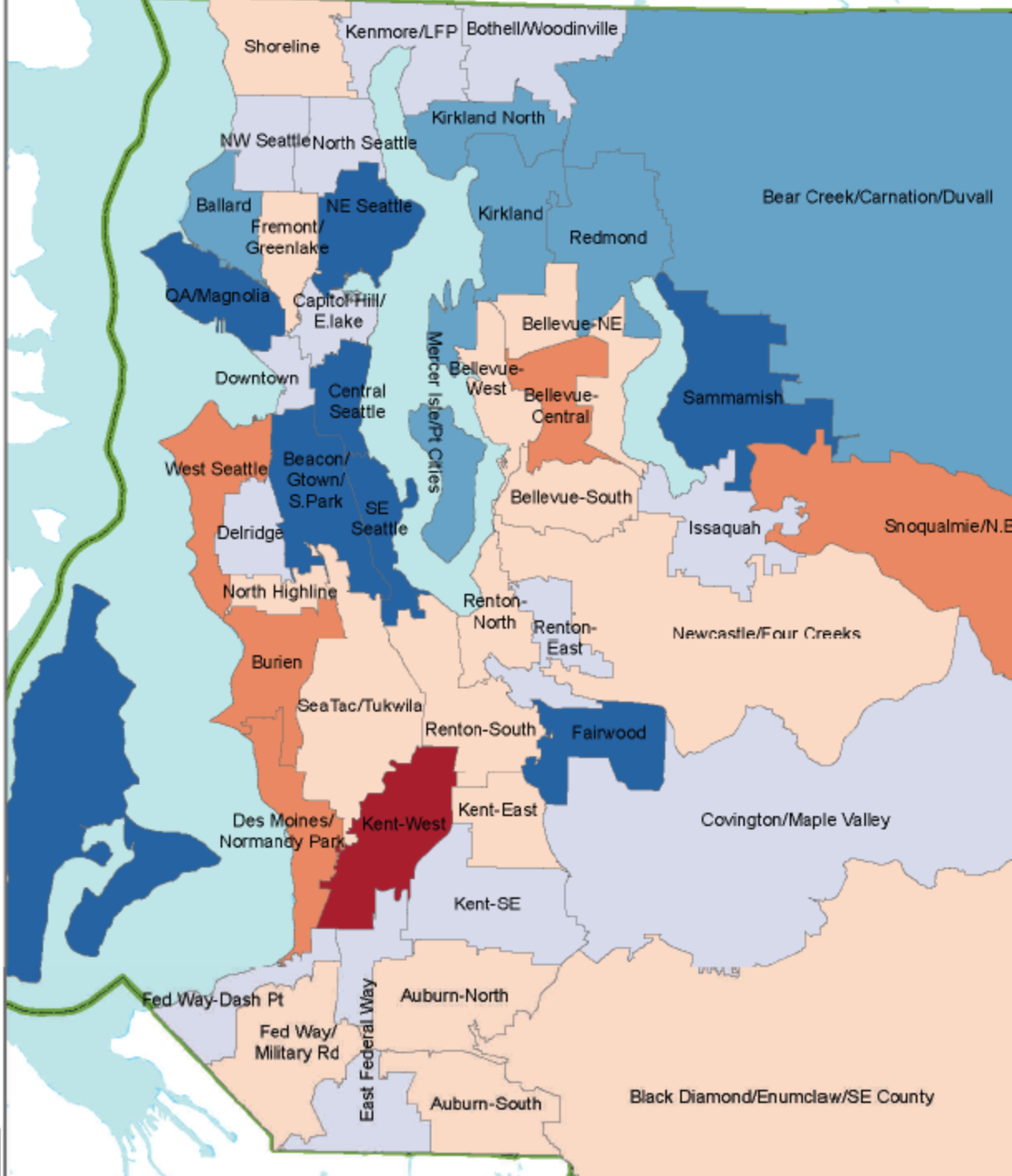
Firearm Suicide Death Rates by Victim Residence by Health Reporting Area King County, Washington, 10-year Average 2001-2010

Legend

-  King County border
-  Water

- ### RATE
-  1.7 - 2.9
 -  3.0 - 4.1
 -  4.2 - 5.1
 -  5.2 - 6.3
 -  6.4 - 7.9
 -  8.0 - 9.9

0 1 2 4 6 8 Miles

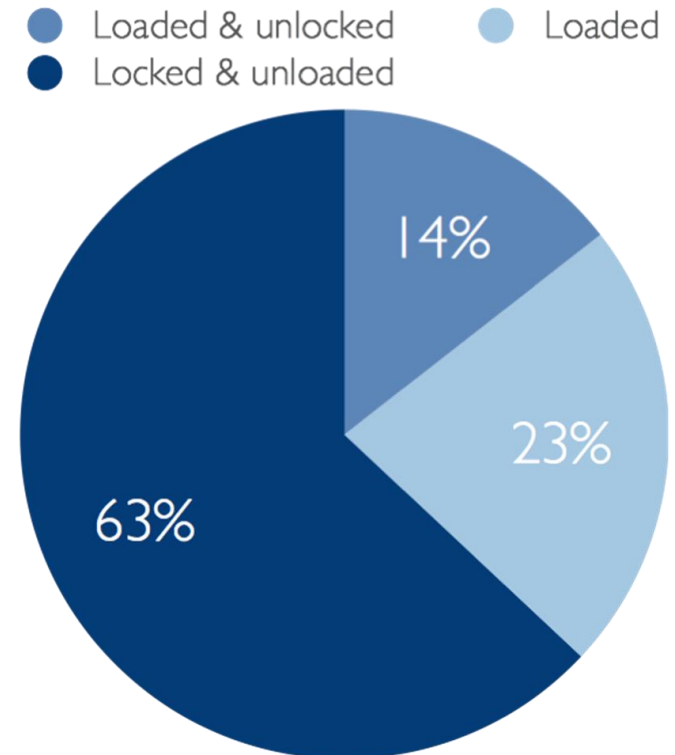
Data Source: Washington State Department of Health, Center for Health Statistics

Unintentional firearm deaths & injuries

- 2 unintentional deaths from 2006-2010
- 84 hospitalizations from unintentional firearm injuries
- Men are more likely than women to be injured by firearms

Firearm ownership

- One-quarter of King County homes have firearms
- Of the 30,000 homes that keep their firearms loaded and unlocked, 5,000 King County children live in those homes, which doesn't account for relatives or friends who may come in contact with a loaded and unlocked gun
- If firearms are kept in the home, the residents are associated with an increased risk homicide in the home, especially by a family member or intimate acquaintance



Public Health approach

- Data-driven, science based
- Prevention focus
- Population focus
- Multifaceted
 - ▣ Educational/Awareness
 - ▣ Systems and Environmental Changes
 - ▣ Policy

Data-driven

- Last winter: “Gun Violence in King County”
- This past fall: “Impact of Firearms on King County’s Children”
- Additional data efforts in process

National Violent Death Reporting System (NVDRS)



- Designed by CDC
- System of capturing and linking information
- Identify trends and risk factors
- 18 states currently participate
- Federal funding for expansion
- Working with WA DOH to apply

Prevention focus

Safe Storage Saves Lives Campaign – partnering with law enforcement and retailers of firearm storage devices

www.lokitup.org



2014 WA legislative activity

- HI 591 “Protect Our Gun Rights”
- HI 594 “Gun Sales Background Checks”
- HB 2475 “Shotguns and Rifles”
- HB 2529 “Firearms, Ammo Sales Tax Exemption”
- SB 5956 “Short-Barreled Rifles”
- SB 6039 “Hunter Safety”

Policy success: Colorado

- New law requires all firearm sales to conduct a Federal Firearm License background check,
- Includes private sales, online sales, and gun shows
- July and December 2013: 4792 background checks on private sales
- 72 sales were blocked--would-be buyer was convicted of or charged with a serious crime, or was under a domestic restraining order



Questions?